



 **India**

#69

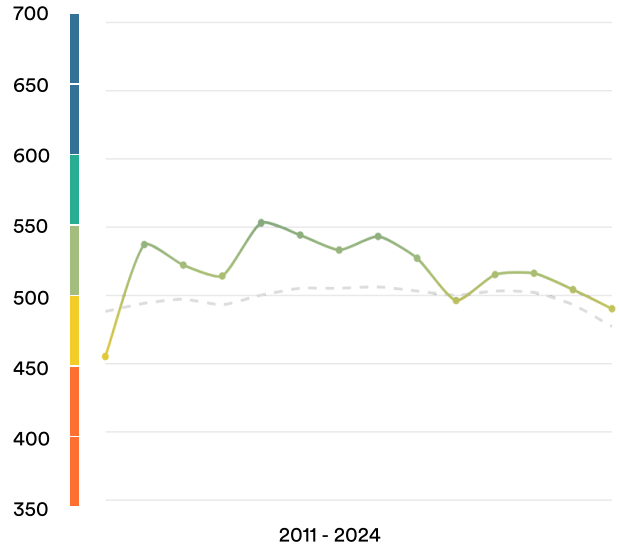
Ranked no. 69 out of 116 countries

EF EPI score: 490 -14 ▼

Global average score: 477

Position in Asia: 11 of 24

Proficiency Trends



Key ■ Very high ■ High ■ Moderate ■ Low ■ Very low

Geographic Scores

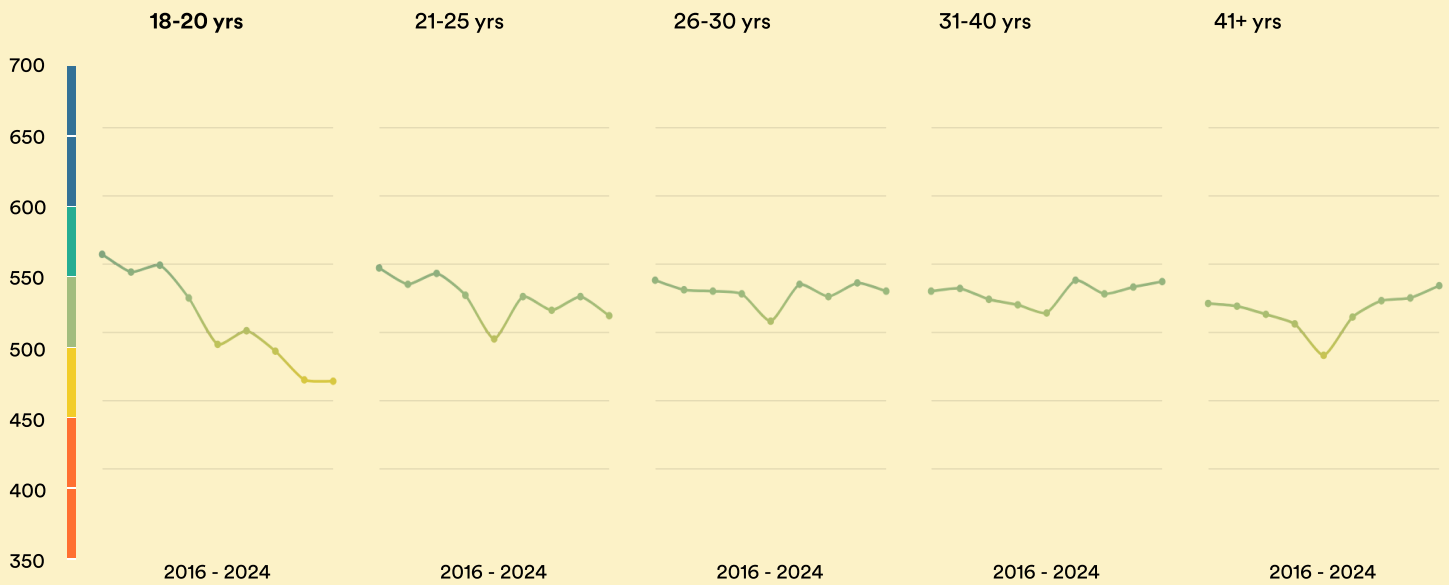
Regions

Uttarakhand	548	Madhya Pradesh	460
Rajasthan	544	Assam	459
Tamil Nadu	540	Bihar	445
Odisha	538	Uttar Pradesh	399
Kerala	537		
Telangana	535		
West Bengal	526		
Maharashtra	525		
Andhra Pradesh	523		
Karnataka	517		
Jharkhand	513		
Haryana	511		
Jammu and Kashmir	510		
Puducherry	506		
Goa	501		
Punjab	498		
Gujarat	482		

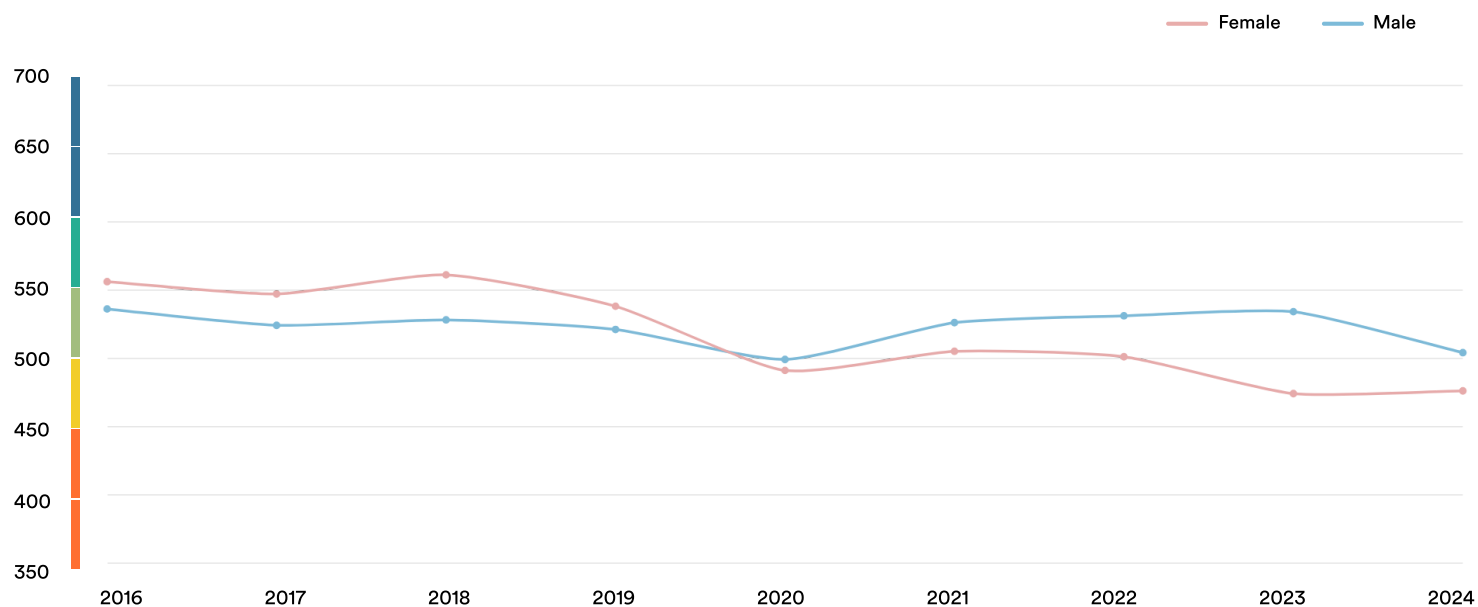
Cities

Jaipur	602	Visakhapatnam	531
Mumbai	575	Ahmedabad	529
Kochi	575	Pune	526
Vijayawada	561	Thane	525
Bengaluru	559	Rajahmundry	494
Bhopal	556	Patna	447
Chennai	556	Delhi	406
Surat	556	Lucknow	398
Hyderabad	556	Gwalior	384
Nagpur	556	Varanasi	371
Guntur	554	Agra	368
Indore	548	Aligarh	366
Madurai	545		
Kolkata	540		
Coimbatore	537		
Vadodara	535		
Ranchi	533		

Age Trends



Gender Trends



About EF EPI

The EF English Proficiency Index (EF EPI) is a ranking of countries and regions by their English skills. This regional fact sheet is a companion to the EF EPI 2024 edition report. To read the full EF EPI report, with the ranking, regional analyses, and demographic trends, visit www.ef.com/epi.

(<https://www.ef.com/epi>) The EF EPI is published by Signum International AG.

© Signum International AG 2024. All rights reserved.

