



 **Brazil**

#81

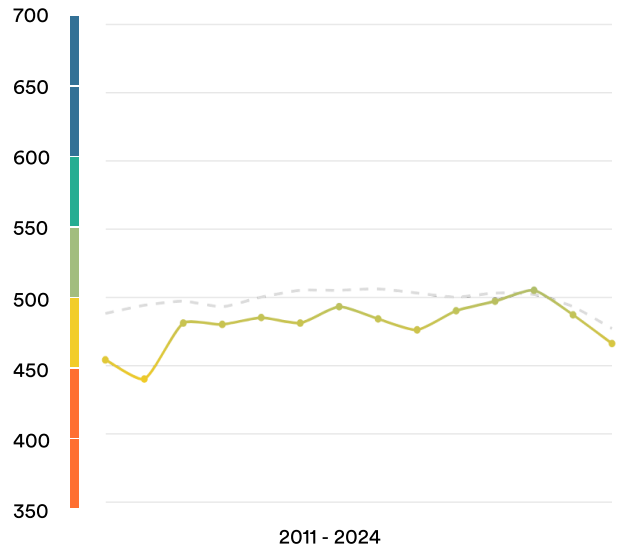
Ranked no. 81 out of 116 countries

EF EPI score: 466 -21 ▼

Global average score: 477

Position in Latin America: 18 of 21

Proficiency Trends



Key █ Very high █ High █ Moderate █ Low █ Very low

Geographic Scores

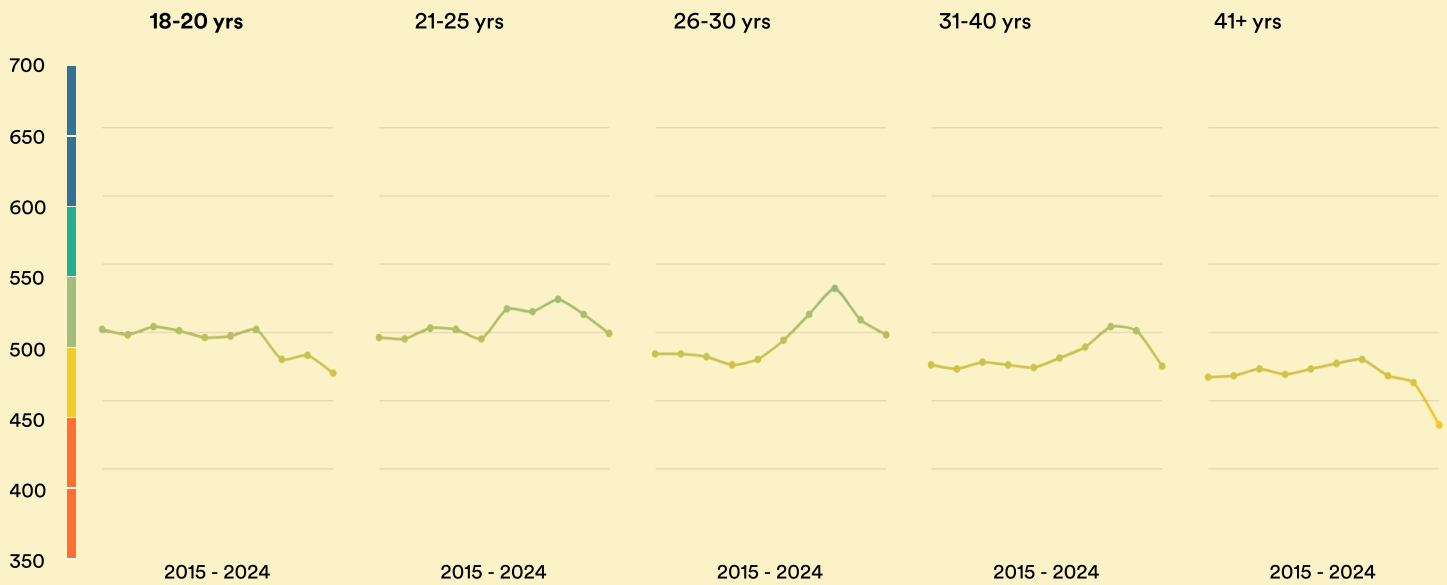
Regions

Santa Catarina	535	Bahia	474
Distrito Federal	532	Maranhão	467
Rio Grande do Sul	528	Amapá	464
Minas Gerais	519	Pará	463
Espírito Santo	511	Mato Grosso	461
Paraíba	510	Rondônia	458
Rio Grande do Norte	506	Piauí	458
Sergipe	503	Amazonas	455
Paraná	502	Tocantins	446
São Paulo	501	Acre	443
Rio de Janeiro	500		
Alagoas	496		
Goiás	494		
Ceará	491		
Pernambuco	489		
Roraima	487		
Mato Grosso do Sul	483		

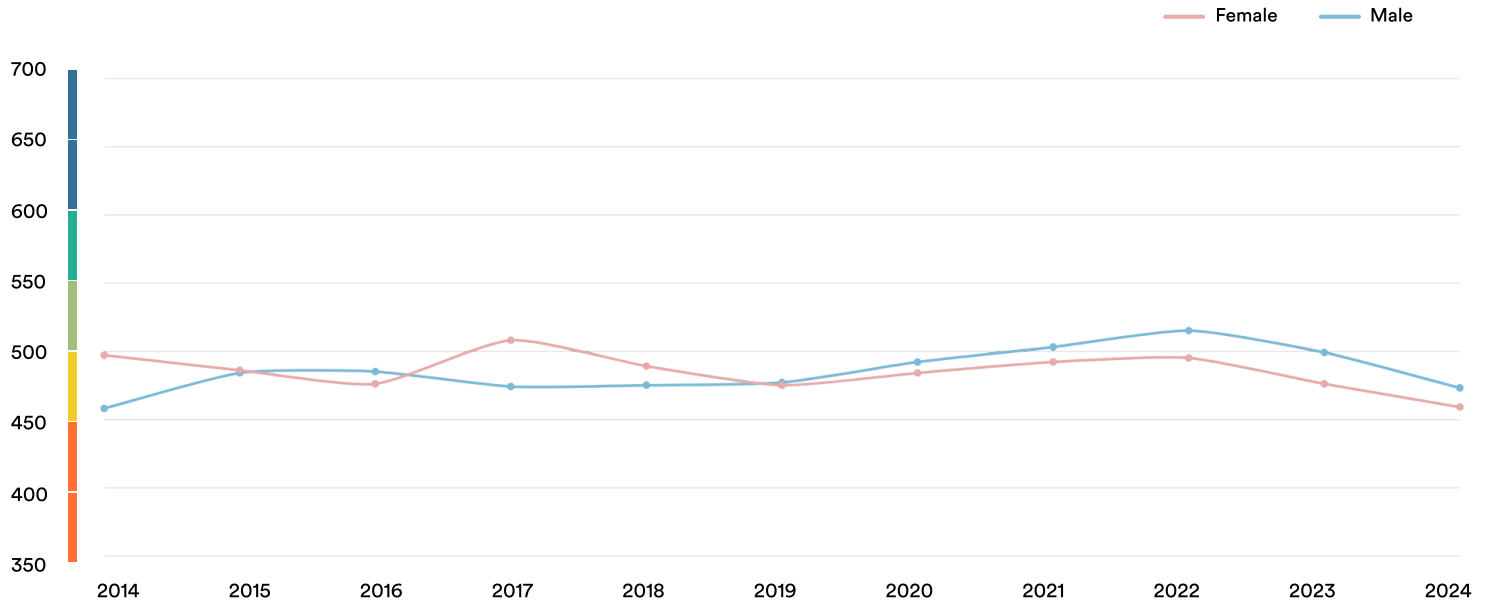
Cities

Florianópolis	565	Fortaleza	508
Porto Alegre	556	São Paulo	507
Belo Horizonte	544	Rio de Janeiro	505
Curitiba	543	Recife	502
Juiz De Fora	542	São Luís	497
Vitória	541	Campo Grande	495
Londrina	539	Salvador	493
Brasília	538	Belém	489
Campinas	536	Cuiabá	479
Campina Grande	529	Manaus	461
Uberlândia	524	Teresina	459
Aracaju	521		
João Pessoa	520		
Maceió	519		
Joinville	518		
Natal	516		
Goiânia	512		

Age Trends



Gender Trends



About EF EPI

The EF English Proficiency Index (EF EPI) is a ranking of countries and regions by their English skills. This regional fact sheet is a companion to the EF EPI 2024 edition report. To read the full EF EPI report, with the ranking, regional analyses, and demographic trends, visit www.ef.com/epi.
(<https://www.ef.com/epi>) The EF EPI is published by Signum International AG.

© Signum International AG 2024. All rights reserved.

